

Programmable Power Supplies



The heart of your application

At TDK-Lambda, a “Power Supply” is more than just an electronic device.

It is the “heart” of our customers’ systems and the core element of safety and reliability. Since 1948 as a leading global manufacturer we have been developing and producing innovative and highly reliable power supplies for a wide spectrum of applications. In addition, with our unique range of activities from research and development through to manufacturing, sales and service, our customers appreciate our experience, know-how and our passion for always wishing to find the best solution for our customers.

This short brochure will provide you with an overview of our programmable power supplies ranging from 200W to 15kW with parallel capability up to 60kW. Outputs up to 600V are available and there are various remote interface options including LAN, USB, IEEE, RS-232, RS-485, EtherCAT and Modbus-TCP along with remote isolated analogue program/monitor/control capability. Typical areas of application are test and measurement, automation and process control, automotive test, general ATE, laser diodes, medical imaging and treatment, semiconductor processing and burn-in.



More about our complete
range of programmable
power supplies at:
www.emea.lambda.tdk.com

A lot to offer in 2U: \geq + Series

High density, highly flexible, many applications



Product features

- Same package size (2U format) for all models
- Benchtop and rack mounted (19")
- 16 bit resolution and extremely fast programming response
- Integrated Arbitrary waveform generation with internal storage for up to four individual sequencing curves
- High functionality for a wide variety of test applications
- Extensively equipped (including software package)
- Interface: USB, RS-232 & RS-485, analogue control & monitoring
- Optional: LAN, IEEE, isolated analogue interfaces & front panel output sockets



Specifications

- 200, 400, 600, 800W models in 2U
- Input voltage: 85-265Vac single phase, 47-63Hz
- Output voltage 10, 20, 36, 60, 100, 160, 320, 375, 650Vdc
- Up to 89% efficiency
- User programmable signal pins
- 5 years warranty

Typical applications

- Test and measurement
- Part and component testing
- ATE and laser diodes
- Automotive

Product Summary Z+ 200-800W

Output Voltage [Vdc]	Output Current [A]	Output Power [W]	Interface					Model
			Standard	Wide Chassis				
			LAN	L*	L2*	IEEE	IS510/IS420	
0~10	0~20	200	o	o	o	o	o	Z10-20
	0~40	400	o	o	o	o	o	Z10-40
	0~60	600	o	o	o	o	o	Z10-60
	0~72	720	o	o	o	o	o	Z10-72
0~20	0~10	200	o	o	o	o	o	Z20-10
	0~20	400	o	o	o	o	o	Z20-20
	0~30	600	o	o	o	o	o	Z20-30
	0~40	800	o	o	o	o	o	Z20-40
0~36	0~6	216	o	o	o	o	o	Z36-6
	0~12	432	o	o	o	o	o	Z36-12
	0~18	648	o	o	o	o	o	Z36-18
	0~24	864	o	o	o	o	o	Z36-24
0~60	0~3.5	210	o	o	o	o	o	Z60-3.5
	0~7	420	o	o	o	o	o	Z60-7
	0~10	600	o	o	o	o	o	Z60-10
	0~14	840	o	o	o	o	o	Z60-14
0~100	0~2	200	o	o	o	o	o	Z100-2
	0~4	400	o	o	o	o	o	Z100-4
	0~6	600	o	o	o	o	o	Z100-6
	0~8	800	o	o	o	o	o	Z100-8

Interface: o = Optional

Warranty: 5 years.

Standard built-in: USB, RS-232/RS-485

Dimensions (W x H x D): Z+ Standard = 1/8 19" x 2U x 405 mm;

Z+ Wide Chassis = 1/8 19" x 2U x 405 mm (output cover is included)

*L: max. 24A or 60V; L2: CAT III Type: max. 24A or 650V

Output Voltage [Vdc]	Output Current [A]	Output Power [W]	Interface					Model
			Standard	Wide Chassis				
			LAN	L*	L2*	IEEE	IS510/IS420	
0~160	0~1.3	208	o		o	o	o	Z160-1.3
	0~2.6	416	o		o	o	o	Z160-2.5
	0~4	640	o		o	o	o	Z160-4
	0~5	800	o		o	o	o	Z160-5
0~320	0~0.65	208	o		o	o	o	Z320-0.65
	0~1.3	416	o		o	o	o	Z320-1.3
	0~2	640	o		o	o	o	Z320-2
	0~2.5	800	o		o	o	o	Z320-2.5
0~375	0~2.2	825	o		o	o	o	Z375-2.2
0~650	0~0.32	208	o		o	o	o	Z650-0.32
	0~0.64	416	o		o	o	o	Z650-0.64
	0~1	650	o		o	o	o	Z650-1
	0~1.25	812	o		o	o	o	Z650-1.25

Product-Code Z+ 200-800W

Z - 36 - 12 - - - -

Series Name Output Voltage (0~36V) Output Current (0~12A) Interface Options Front Panel Output Jacks AC Cable

Interface Options (Factory installed)

USB, RS-232/RS-485 Interface, analogue Interface (non-isolated)

P/N:

-

Interface Options (Optional)

LAN Interface (Complies with **LXI** class C)

IEEE 488.2 (GPIB) Interface

0-5V/10V: analogue Interface (isolated)

4-20mA: analogue Interface (isolated)

Front Panel Output Jack (Optional)

60V or 24A max.

CAT III type: 650V or 24A max.

P/N:

LAN

IEEE

IS510

IS420

P/N:

L

L2

AC Cable (Optional)

Europe

United Kingdom

North America

Middle East

P/N:

E

GB

U

I

The next Generation **GENESYS™** Series

High performance, high functionality, highest power density



Product features

- Industry leading power density
- Constant voltage/constant current/constant power limit control
- Scalable power systems up to 60kW
- Voltage and current slew rate control
- Arbitrary waveform function and profile storage
- Internal resistance control
- LAN (**LXI** 1.5), USB, RS-232/RS-485 and isolated analogue interfaces as standard
- Optional Interface for EtherCAT, Modbus-TCP, IEEE 488.2 SCPI
- Options: blank front panel, dust filter cover
- Extension: **I-SINK** function (electronic power sink)

Specifications

- 1kW, 1.5kW models in 1U, half 19" Rack-Mount
- 1,1.7, 2.7, 3.4, 5kW models in 1U, 19" Full-Rack Mount
- 10kW models in 2U
- 15kW models in 3U
- Output voltage up to 600V, current up to 1500A
- Up to 92% efficiency
- 5 years warranty

Typical applications

- Test and measurement
- Automation
- Component Device Testing
- Automotive
- Burn-in
- Medical Imaging

More about our complete range of programmable power supplies at: www.emea.lambda.tdk.com

GENESYS™ Family Output Voltage and Current

Model	G (Std Front Panel Display) / GB (Blank Front Panel Display)					GSP / GBSP (Scalable Power)	
Rated Power	1kW	1.7kW	2.7kW	3.4kW	5kW	10kW	15kW
Voltage Range [V]	Current Range [A]						
0~10	0~100	0~170	0~265	0~340	0~500	0~1000	0~1500
0~20	0~50	0~85	0~135	0~170	0~250	0~500	0~750
0~30	0~34	0~56	0~90	0~112	0~170	0~340	0~510
0~40	0~25	0~42	0~68	0~85	0~125	0~250	0~375
0~50	-	-	-	-	0~100	0~200	0~300
0~60	0~17	0~28	0~45	0~56	0~85	0~170	0~255
0~80	0~12.5	0~21	0~34	0~42	0~65	0~130	0~195
0~100	0~10	0~17	0~27	0~34	0~50	0~100	0~150
0~150	0~7	0~11.2	0~18	0~22.5	0~34	0~68	0~102
0~200	-	-	-	-	0~25	0~50	0~75
0~300	0~3.5	0~5.6	0~9	0~11.5	0~17	0~34	0~51
0~400	-	-	-	-	0~13	0~26	0~39
0~500	-	-	-	-	0~10	0~20	0~30
0~600	0~1.7	0~2.8	0~4.5	0~5.6	0~8.5	0~17	0~25.5
Weight [kg/lb]	5/11	5/11	6.25/14.3	6.25/14.3	7.5/16.5	15.5/34.2	23.5/51.8

AC Input Range

Rated Power	1kW	1.7kW	2.7kW	3.4kW	5kW	10kW	15kW
1Ø, 85-265Vac	*	*	N/A	N/A	N/A	N/A	N/A
1Ø, 170-265Vac			*	*	N/A	N/A	N/A
3P208	N/A	N/A	*	*	*	*	*
3P400	N/A	N/A	*	*	*	*	*
3P480	N/A	N/A	*	*	*	*	*

Also available GH 1kW/1.5kW Series Half-Rack 1kW/1.5kW in 1U Height

Models 1kW

Model	Voltage [V]	Current [A]	Power [W]
GH10-100	0~10	0~100	1000
GH20-50	0~20	0~50	1000
GH30-34	0~30	0~34	1020
GH40-25	0~40	0~25	1000
GH60-17	0~60	0~17	1020
GH80-12.5	0~80	0~12.5	1000
GH100-10	0~100	0~10	1000
GH150-7	0~150	0~7	1050
GH300-3.5	0~300	0~3.5	1050
GH600-1.7	0~600	0~1.7	1020
Weight [kg/lb]	3.5/7.7		

Models 1.5kW

Model	Voltage [V]	Current [A]	Power [W]
GH10-150	0~10	0~150	1500
GH20-75	0~20	0~75	1500
GH30-50	0~30	0~50	1500
GH40-38	0~40	0~38	1520
GH60-25	0~60	0~25	1500
GH80-19	0~80	0~19	1520
GH100-15	0~100	0~15	1500
GH150-10	0~150	0~10	1500
GH300-5	0~300	0~5	1500
GH600-2.6	0~600	0~2.6	1560
Weight [kg/lb]	3.5/7.7		

Product Summary 1U GENESYS+™ GH (1/1.5kW)

			Interface						
Output Voltage [Vdc]	Output Current [A]	Output Power [W]	RS-232/ RS-485/USB	Isolated Analogue	LAN	IEEE	Anybus**	Dimensions*	Model
0~10	0~100	1000	•	•	•	◦	◦	½ 19" x 1U x 493 mm	GH10-100
	0~150	1500	•	•	•	◦	◦	½ 19" x 1U x 493 mm	GH10-150
0~20	0~50	1000	•	•	•	◦	◦	½ 19" x 1U x 493 mm	GH20-50
	0~75	1500	•	•	•	◦	◦	½ 19" x 1U x 493 mm	GH20-75
0~30	0~34	1020	•	•	•	◦	◦	½ 19" x 1U x 493 mm	GH30-34
	0~50	1500	•	•	•	◦	◦	½ 19" x 1U x 493 mm	GH30-50
0~40	0~25	1000	•	•	•	◦	◦	½ 19" x 1U x 493 mm	GH40-25
	0~38	1520	•	•	•	◦	◦	½ 19" x 1U x 493 mm	GH40-38
0~60	0~17	1020	•	•	•	◦	◦	½ 19" x 1U x 493 mm	GH60-17
	0~25	1500	•	•	•	◦	◦	½ 19" x 1U x 493 mm	GH60-25
0~80	0~12.5	1000	•	•	•	◦	◦	½ 19" x 1U x 493 mm	GH80-12.5
	0~19	1520	•	•	•	◦	◦	½ 19" x 1U x 493 mm	GH80-19
0~100	0~10	1000	•	•	•	◦	◦	½ 19" x 1U x 493 mm	GH100-10
	0~15	1500	•	•	•	◦	◦	½ 19" x 1U x 493 mm	GH100-15
0~150	0~7	1050	•	•	•	◦	◦	½ 19" x 1U x 493 mm	GH150-7
	0~10	1500	•	•	•	◦	◦	½ 19" x 1U x 493 mm	GH150-10
0~300	0~3.5	1050	•	•	•	◦	◦	½ 19" x 1U x 493 mm	GH300-3.5
	0~5	1500	•	•	•	◦	◦	½ 19" x 1U x 493 mm	GH300-5
0~600	0~1.7	1020	•	•	•	◦	◦	½ 19" x 1U x 493 mm	GH600-1.7
	0~2.6	1560	•	•	•	◦	◦	½ 19" x 1U x 493 mm	GH600-2.6

Interfaces: • = Standard, ◦ = Optional

Warranty: 5 years.

**Anybus: EtherCAT or Modbus-TCP

Dimensions (W x H x D): ½ 19" x 1U x 432 mm (w/o busbar, cover), *with busbar, cover

Product-Code

GENESYS+™ GH (1/1.5kW)

GH		-	10	-	150	-		-		-	
Series Name			Output Voltage (0~10V)		Output Current (0~150A)		Interface Options		AC Cable Options (only for 1kW)		Accessories Options
Front Panel Type	P/N:										
Standard	-										
Blank Front Panel	B										

AC Inputs (All Models): Single Phase: 85--265Vac



Interface Options (Factory installed)

RS-232/RS-485

USB 2.0

LAN Interface (Complies with **LXI** class C)

0-5V/10V: analogue Interface (isolated)

Interface Options (Optional)

IEEE 488.2 (GPIB) Interface

Modbus-TCP

EtherCat

P/N: AC Cable Options *1kW only*

- Europe
- North America
- Japan
- China

P/N: Middle East

IEEE Accessories Options

- MDBS Printed User Manual (User Manual & GUI on website)
- ECAT Bus Paralleling Cable

P/N: Accessories

- E Rack Mounting applications
- U The Rack Mounted kit allows the units to be zero stacking for maximum system flexibility and power density without increasing the 1U height of the units
- J To install one GH1kW/1.5kW unit or two units side-by-side in a standard 19" rack in 1U(1.75") height, use option kit


- C Single unit installation
- I Single GH1kW/1.5kW power supply in a standard 19" rack in 1U(1.75") height

- M Dual unit installation
- P Two GH1kW/1.5kW power supplies side-by-side in a standard 19" rack in 1U (1.75") height

- Benchtop applications Multi Output
- The benchtop stacking kit allows the units to be Zero stacked for maximum system flexibility and power density without increasing the 1U height of the units.
- To install a GH1kW/1.5kW two units one on top of the other use option kit

P/N:

GH/RM



GH/MO



GH/MO-2U

Product Summary 1U GENESYS+™ G (1-5kW)

Output Voltage [Vdc]	Output Current [A]	Output Power [W]	Interface					Fast Speed	Dimensions*	Model
			RS-232/ RS-485/USB	Isolated Analogue	LAN	IEEE	Anybus**			
0~10	0~100	1000	•	•	•	◦	◦		19" x 1U x 553 mm	G10-100
	0~170	1700	•	•	•	◦	◦		19" x 1U x 553 mm	G10-170
	0~265	2700	•	•	•	◦	◦		19" x 1U x 553 mm	G10-265
	0~340	3400	•	•	•	◦	◦		19" x 1U x 553 mm	G10-340
	0~500	5000	•	•	•	◦	◦		19" x 1U x 553 mm	G10-500
0~20	0~50	1000	•	•	•	◦	◦		19" x 1U x 553 mm	G20-50
	0~85	1700	•	•	•	◦	◦	◦	19" x 1U x 553 mm	G20-85
	0~135	2700	•	•	•	◦	◦		19" x 1U x 553 mm	G20-135
	0~170	3400	•	•	•	◦	◦	◦	19" x 1U x 553 mm	G20-170
	0~250	5000	•	•	•	◦	◦	◦	19" x 1U x 553 mm	G20-250
0~30	0~34	1020	•	•	•	◦	◦		19" x 1U x 553 mm	G30-34
	0~56	1680	•	•	•	◦	◦	◦	19" x 1U x 553 mm	G30-56
	0~90	2700	•	•	•	◦	◦		19" x 1U x 553 mm	G30-90
	0~112	3360	•	•	•	◦	◦	◦	19" x 1U x 553 mm	G30-112
	0~170	5100	•	•	•	◦	◦	◦	19" x 1U x 553 mm	G30-170
0~40	0~25	1000	•	•	•	◦	◦		19" x 1U x 553 mm	G40-25
	0~42	1680	•	•	•	◦	◦	◦	19" x 1U x 553 mm	G40-42
	0~68	2720	•	•	•	◦	◦		19" x 1U x 553 mm	G40-68
	0~85	3400	•	•	•	◦	◦	◦	19" x 1U x 553 mm	G40-85
	0~125	5000	•	•	•	◦	◦	◦	19" x 1U x 553 mm	G40-125
0~50	0~100	5000	•	•	•	◦	◦		19" x 1U x 553 mm	G50-100

			Interface					Dimensions*	Model	
Output Voltage [Vdc]	Output Current [A]	Output Power [W]	RS-232/ RS-485/USB	Isolated Analogue	LAN	IEEE	Anybus**	Fast Speed		
0~60	0~17	1020	•	•	•	◦	◦		19" x 1U x 553 mm	G60-17
	0~28	1680	•	•	•	◦	◦		19" x 1U x 553 mm	G60-28
	0~45	2700	•	•	•	◦	◦		19" x 1U x 553 mm	G60-45
	0~56	3360	•	•	•	◦	◦		19" x 1U x 553 mm	G60-56
	0~85	5100	•	•	•	◦	◦		19" x 1U x 553 mm	G60-85
0~80	0~12.5	1000	•	•	•	◦	◦		19" x 1U x 553 mm	G80-12.5
	0~21	1680	•	•	•	◦	◦		19" x 1U x 553 mm	G80-21
	0~34	2720	•	•	•	◦	◦		19" x 1U x 553 mm	G80-34
	0~42	3360	•	•	•	◦	◦		19" x 1U x 553 mm	G80-42
	0~65	5200	•	•	•	◦	◦		19" x 1U x 553 mm	G80-65
0~100	0~10	1000	•	•	•	◦	◦		19" x 1U x 553 mm	G100-10
	0~17	1700	•	•	•	◦	◦		19" x 1U x 553 mm	G100-17
	0~27	2700	•	•	•	◦	◦		19" x 1U x 553 mm	G100-27
	0~34	3400	•	•	•	◦	◦		19" x 1U x 553 mm	G100-34
	0~50	5000	•	•	•	◦	◦		19" x 1U x 553 mm	G100-50
0~150	0~7	1050	•	•	•	◦	◦		19" x 1U x 553 mm	G150-7
	0~11.2	1680	•	•	•	◦	◦		19" x 1U x 553 mm	G150-11.2
	0~18	2700	•	•	•	◦	◦		19" x 1U x 553 mm	G150-18
	0~22.5	3375	•	•	•	◦	◦		19" x 1U x 553 mm	G150-22.5
	0~34	5100	•	•	•	◦	◦		19" x 1U x 553 mm	G150-34
0~200	0~25	5000	•	•	•	◦	◦		19" x 1U x 553 mm	G200-25

Product Summary 1U GENESYS+™ G (1-5kW)

Output Voltage [Vdc]	Output Current [A]	Output Power [W]	Interface					Fast Speed	Dimensions*	Model
			RS-232/ RS-485/USB	Isolated Analogue	LAN	IEEE	Anybus**			
0~300	0~3.5	1050	•	•	•	◦	◦	19" x 1U x 553 mm	G300-3.5	
	0~5.6	1680	•	•	•	◦	◦	19" x 1U x 553 mm	G300-5.6	
	0~9	2700	•	•	•	◦	◦	19" x 1U x 553 mm	G300-9	
	0~11.5	3450	•	•	•	◦	◦	19" x 1U x 553 mm	G300-11.5	
	0~17	5100	•	•	•	◦	◦	19" x 1U x 553 mm	G300-17	
0~400	0~13	5000	•	•	•	◦	◦	19" x 1U x 553 mm	G400-13	
0~500	0~10	5000	•	•	•	◦	◦	19" x 1U x 553 mm	G500-10	
0~600	0~1.7	1020	•	•	•	◦	◦	19" x 1U x 553 mm	G600-1.7	
	0~2.8	1680	•	•	•	◦	◦	19" x 1U x 553 mm	G600-2.8	
	0~4.5	2700	•	•	•	◦	◦	19" x 1U x 553 mm	G600-4.5	
	0~5.6	3360	•	•	•	◦	◦	19" x 1U x 553 mm	G600-5.6	
	0~8.5	5100	•	•	•	◦	◦	19" x 1U x 553 mm	G600-8.5	

Interfaces: • = Standard, ◦ = Optional

Warranty: 5 years.

**Anybus: EtherCAT or Modbus-TCP

Dimensions (W x H x D): 19" x 1U x 442 mm (w/o bussbar, cover), *with bussbar, cover



Product-Code

GENESYS+™ G (1/1.7kW)

G		-	10	-	170	-		-		-	
Series Name			Output Voltage (0~10V)		Output Current (0~170A)		Interface Options		AC Cable Options (only for 1kW)		Accessories Options
Front Panel Type	P/N:										
Standard	-										
Blank Front Panel	B										

AC Inputs (All Models): Single Phase: 85~265Vac

GENESYS+™ G (2.7/3.4kW)

G		-	10	-	340	-		-		-	
Series Name			Output Voltage (0~10V)		Output Current (0~340A)		Interface Options		AC Input Options		Accessories Options
Front Panel Type	P/N:										
Standard	-										
Blank Front Panel	B										

GENESYS+™ G (5kW)

G		-	10	-	500	-		-		-	
Series Name			Output Voltage (0~10V)		Output Current (0~500A)		Interface Options		AC Input Options		Accessories Options
Front Panel Type	P/N:										
Standard	-										
Blank Front Panel	B										

Interface Options (Factory installed)

RS-232/RS-485	P/N:	-
USB 2.0		-
LAN Interface (Complies with LV class C)		-
0-5V/10V: analogue Interface (isolated)		-

Interface Options (Optional)

IEEE 488.2 (GPIB) Interface	P/N:	IEEE
Modbus-TCP		MDBS
EtherCat		ECAT

AC Input Options

Single Phase 170~265Vac	<i>2.7/3.4 kW only</i>	P/N:	1P208
Three Phase 170~265Vac			3P208
Three Phase 342~460Vac			3P400
Three Phase 342~528Vac			3P480

AC Cable Options *1kW only*

Europe	P/N:	E
North America		U
Japan		J
China		C
Middle East		I

Accessories Options

Printed User Manual	P/N:	M
(User Manual & GUI on website)		
Bus Paralleling Cable		P

Product Summary GENESYS+™ GSP (2U 10kW / 3U 15kW)

Output Voltage [Vdc]	Output Current [A]	Output Power [kW]	Interface					Dimensions*	Model
			RS-232/ RS-485/USB	Isolated Analogue	LAN	IEEE	Anybus**		
0~10	0~1000	10	•	•	•	◦	◦	19" x 2U x 640 mm	GSP10-1000
	0~1500	15	•	•	•	◦	◦	19" x 3U x 640 mm	GSP10-1500
0~20	0~500	10	•	•	•	◦	◦	19" x 2U x 640 mm	GSP20-500
	0~750	15	•	•	•	◦	◦	19" x 3U x 640 mm	GSP20-750
0~30	0~340	10.2	•	•	•	◦	◦	19" x 2U x 640 mm	GSP30-340
	0~510	15.3	•	•	•	◦	◦	19" x 3U x 640 mm	GSP30-510
0~40	0~250	10	•	•	•	◦	◦	19" x 2U x 640 mm	GSP40-250
	0~375	15	•	•	•	◦	◦	19" x 3U x 640 mm	GSP40-375
0~50	0~200	10	•	•	•	◦	◦	19" x 2U x 640 mm	GSP50-200
	0~300	15	•	•	•	◦	◦	19" x 3U x 640 mm	GSP50-300
0~60	0~170	10.2	•	•	•	◦	◦	19" x 2U x 640 mm	GSP60-170
	0~255	15.3	•	•	•	◦	◦	19" x 3U x 640 mm	GSP60-255
0~80	0~130	10.4	•	•	•	◦	◦	19" x 2U x 640 mm	GSP80-130
	0~195	15.6	•	•	•	◦	◦	19" x 3U x 640 mm	GSP80-195
0~100	0~100	10	•	•	•	◦	◦	19" x 2U x 640 mm	GSP100-100
	0~150	15	•	•	•	◦	◦	19" x 3U x 640 mm	GSP100-150
0~150	0~68	10.2	•	•	•	◦	◦	19" x 2U x 640 mm	GSP150-68
	0~102	15.3	•	•	•	◦	◦	19" x 3U x 640 mm	GSP150-102
0~200	0~50	10	•	•	•	◦	◦	19" x 2U x 640 mm	GSP200-50
	0~75	15	•	•	•	◦	◦	19" x 3U x 640 mm	GSP200-75
0~300	0~34	10.2	•	•	•	◦	◦	19" x 2U x 640 mm	GSP300-34
	0~51	15.3	•	•	•	◦	◦	19" x 3U x 640 mm	GSP300-51

Output Voltage [Vdc]	Output Current [A]	Output Power [kW]	Interface					Dimensions*	Model
			RS-232/ RS-485/USB	Isolated Analogue	LAN	IEEE	Anybus**		
0~400	0~26	10.4	•	•	•	◦	◦	19" x 2U x 640 mm	GSP400-26
	0~39	15.6	•	•	•	◦	◦	19" x 3U x 640 mm	GSP400-39
0~500	0~20	10	•	•	•	◦	◦	19" x 2U x 640 mm	GSP500-20
	0~30	15	•	•	•	◦	◦	19" x 3U x 640 mm	GSP500-30
0~600	0~17	10.2	•	•	•	◦	◦	19" x 2U x 640 mm	GSP600-17
	0~25.5	15.3	•	•	•	◦	◦	19" x 3U x 640 mm	GSP600-25.5

Interfaces: • = Standard, ◦ = Optional

Warranty: 5 years.

**Anybus: EtherCAT or Modbus-TCP

Dimensions (W x H x D): 19" x 2/3U x 442 mm (w/o busbar, cover), *with busbar, cover

Product-Code

GENESYS+™ GSP (10/15kW)

G	SP	-	10	-	1500	-		-		-	
Series Name			Output Voltage (0~10V)		Output Current (0~1500A)		Interface Options		AC Input Options		Accessories Options
Front Panel Type		P/N:									
Standard		-									
Blank Front Panel		B									

Interface Options (Factory installed)

RS-232/RS-485: analogue Interface (isolated)


USB 2.0

LAN Interface (Complies with **LXI** class C)

0-5V/10V: analogue Interface (isolated)

P/N: Interface Options (Optional)

- IEEE 488.2 (GPIB) Interface
- Modbus-TCP
- EtherCat



AC Input Options

Three Phase 170~265Vac

Three Phase 342~460Vac

Three Phase 342~528Vac

P/N:

3P208

3P400

3P480

P/N:

IEEE

MDBS

ECAT

Accessories Options

Printed User Manual

(User Manual & GUI on website)

P/N:

M

The powerful **Genesys™** Series

Exceptional Reliability and Performance – up to 600V



Product features

- Benchtop and rack mounted (19")
- Auto-restart/safe-start user-selectable
- Interfaces: RS-232 & RS-485, analogue control & monitoring
- Optional: LAN, IEEE, isolated analogue control, Power Sink and Fast Speed
- Extension: **I-SINK** function (electronic power sink)

Specifications

- 750 in ½ 19" or 19", 1500, 2400W models in 1U
- 3.3, 5kW models in 2U
- Active power factor correction (single-phase & three-phase AC input)
- Output voltage up to 600V, output current up to 600A
- Up to 88% efficiency
- 5 years warranty

Typical applications

- Test and measurement
- Automation
- Part and component testing
- Automotive
- Burn-in

More about our complete range of programmable power supplies at: www.emea.lambda.tdk.com

Product Summary 1U GENH 750W (GEN 750W-2.4kW)

Output Voltage [Vdc]	Output Current [A]	Output Power [W]	Interface						Dimensions	Model
			RS-232/ RS-485	Analogue	LAN	IEEE	IS510/IS420 Isolated analogue	PSINK		
0~6	0~100	600	•	•	◦	◦	◦	1/2 19" x 1U x 480 mm	GENH6-100	
	0~100	600	•	•	◦	◦	◦	19" x 1U x 498 mm	GEN6-100	
	0~200	1200	•	•	◦	◦	◦	19" x 1U x 498 mm	GEN6-200	
0~8	0~90	720	•	•	◦	◦	◦	1/2 19" x 1U x 480 mm	GENH8-90	
	0~90	720	•	•	◦	◦	◦	19" x 1U x 498 mm	GEN8-90	
	0~180	1440	•	•	◦	◦	◦	19" x 1U x 498 mm	GEN8-180	
	0~300	2400	•	•	◦	◦	◦	19" x 1U x 486 mm	GEN8-300	
0~10	0~240	2400	•	•	◦	◦	◦	19" x 1U x 486 mm	GEN10-240	
0~12.5	0~60	750	•	•	◦	◦	◦	1/2 19" x 1U x 480 mm	GENH12.5-60	
	0~60	750	•	•	◦	◦	◦	19" x 1U x 498 mm	GEN12.5-60	
	0~120	1500	•	•	◦	◦	◦	19" x 1U x 498 mm	GEN12.5-120	
0~16	0~150	2400	•	•	◦	◦	◦	19" x 1U x 486 mm	GEN16-150	
0~20	0~38	760	•	•	◦	◦	◦	1/2 19" x 1U x 480 mm	GENH20-38	
	0~38	760	•	•	◦	◦	◦	19" x 1U x 498 mm	GEN20-38	
	0~76	1520	•	•	◦	◦	◦	19" x 1U x 498 mm	GEN20-76	
	0~120	2400	•	•	◦	◦	◦	19" x 1U x 486 mm	GEN20-120	
0~30	0~25	750	•	•	◦	◦	◦	1/2 19" x 1U x 480 mm	GENH30-25	
	0~25	750	•	•	◦	◦	◦	19" x 1U x 498 mm	GEN30-25	
	0~50	1500	•	•	◦	◦	◦	19" x 1U x 498 mm	GEN30-50	
	0~80	2400	•	•	◦	◦	◦	19" x 1U x 486 mm	GEN30-80	

Output Voltage [Vdc]	Output Current [A]	Output Power [W]	Interface					PSINK	Dimensions	Model
			RS-232/ RS-485	Analogue	LAN	IEEE	IS510/IS420 Isolated analogue			
0~40	0~19	760	•	•	◦	◦	◦		½ 19" x 1U x 480 mm	GENH40-19
	0~19	760	•	•	◦	◦	◦	◦	19" x 1U x 498 mm	GEN40-19
	0~38	1520	•	•	◦	◦	◦	◦	19" x 1U x 498 mm	GEN40-38
	0~60	2400	•	•	◦	◦	◦		19" x 1U x 486 mm	GEN40-60
0~50	0~30	1500	•	•	◦	◦	◦		19" x 1U x 498mm	GEN50-30
0~60	0~12.5	750	•	•	◦	◦	◦		½ 19" x 1U x 480 mm	GENH60-12.5
	0~12.5	750	•	•	◦	◦	◦	◦	19" x 1U x 498 mm	GEN60-12.5
	0~25	1500	•	•	◦	◦	◦	◦	19" x 1U x 498 mm	GEN60-25
	0~40	2400	•	•	◦	◦	◦		19" x 1U x 506 mm	GEN60-40
0~80	0~9.5	760	•	•	◦	◦	◦		½ 19" x 1U x 480 mm	GENH80-9.5
	0~9.5	760	•	•	◦	◦	◦		19" x 1U x 498 mm	GEN80-9.5
	0~19	1520	•	•	◦	◦	◦		19" x 1U x 498 mm	GEN80-19
	0~30	2400	•	•	◦	◦	◦		19" x 1U x 506 mm	GEN80-30

Interfaces: • = Standard, ◦ = Optional

Warranty: 5 years.

Optional for all models: USB external solution.

Dimensions including bus bar enclosure.



Product Summary 1U GENH 750W (GEN 750W-2.4kW)

Output Voltage [Vdc]	Output Current [A]	Output Power [W]	Interface					Dimensions	Model
			RS-232/ RS-485	Analogue	LAN	IEEE	IS510/IS420 Isolated analogue		
0~100	0~7.5	750	•	•	◦	◦	◦	½ 19" x 1U x 480 mm	GENH100-7.5
	0~7.5	750	•	•	◦	◦	◦	19" x 1U x 498 mm	GEN100-7.5
	0~15	1500	•	•	◦	◦	◦	19" x 1U x 498 mm	GEN100-15
	0~24	2400	•	•	◦	◦	◦	19" x 1U x 506 mm	GEN100-24
0~150	0~5	750	•	•	◦	◦	◦	½ 19" x 1U x 480 mm	GENH150-5
	0~5	750	•	•	◦	◦	◦	19" x 1U x 498 mm	GEN150-5
	0~10	1500	•	•	◦	◦	◦	19" x 1U x 498 mm	GEN150-10
	0~16	2400	•	•	◦	◦	◦	19" x 1U x 506 mm	GEN150-16
0~300	0~2.5	750	•	•	◦	◦	◦	½ 19" x 1U x 480 mm	GENH300-2.5
	0~2.5	750	•	•	◦	◦	◦	19" x 1U x 498 mm	GEN300-2.5
	0~5	1500	•	•	◦	◦	◦	19" x 1U x 498 mm	GEN300-5
	0~8	2400	•	•	◦	◦	◦	19" x 1U x 506 mm	GEN300-8
0~600	0~1.3	780	•	•	◦	◦	◦	½ 19" x 1U x 480 mm	GENH600-1.3
	0~1.3	780	•	•	◦	◦	◦	19" x 1U x 498 mm	GEN600-1.3
	0~2.6	1560	•	•	◦	◦	◦	19" x 1U x 498 mm	GEN600-2.6
	0~4	2400	•	•	◦	◦	◦	19" x 1U x 506 mm	GEN600-4

Interfaces: • = Standard, ◦ = Optional

Warranty: 5 years.

Optional for all models: USB external solution.

Dimensions including bus bar enclosure.

Product-Code

GENH 750W 1U

GEN H - 600 - 1.3 - -

Series Name	Output Voltage (0~600V)	Output Current (0~1.3A)	Interface Options	AC Cable
-------------	----------------------------	----------------------------	-------------------	----------

GEN 2400W 1U

GEN - 40 - 60 - -

Series Name	Output Voltage (0~40V)	Output Current (0~60A)	Interface Options	AC Input Options
-------------	---------------------------	---------------------------	-------------------	------------------

GEN 750/1500 W with Power Sink

GEN - 60 - 25 - - PSINK - LN

Series Name	Output Voltage (0~60V)	Output Current (0~25A)	Interface Options	Low Noise Up to 60V only
-------------	---------------------------	---------------------------	-------------------	-----------------------------

Interface Options (Factory installed)

RS-232/RS-485 Interface, analogue Interface (non-isolated)

P/N:

-

Interface Options (Optional)

LAN Interface (Complies with **LXI** class C)

P/N:

LAN

IEEE 488.2 (GPIB) Interface

IEEE

0-5V/10V: analogue Interface (isolated)

IS150

4-20mA: analogue Interface (isolated)

IS420

Power Sink

750/1500W, 12.5-60V models

P/N:

PSINK

AC Cable (Optional) *750W only*

Europe

P/N:

E

United Kingdom

GB

North America

U

Middle East

I

AC Input Options

Single Phase 230Vac

P/N:

1P230

Three Phase 208Vac

3P208



Product Summary 2U GEN 3.3-5.5kW

Output Voltage [Vdc]	Output Current [A]	Output Power [W]	Interface					Dimensions	Model	
			RS-232/ RS-485	Analogue	LAN	IEEE	Isolated analogue			FAST SPEED
0~8	0~400	3200	•	•	◦	◦	◦	19" x 2U x 498 mm	GEN8-400	
	0~600	4800	•	•	◦	◦	◦	19" x 2U x 518 mm	GEN8-600	
0~10	0~330	3300	•	•	◦	◦	◦	19" x 2U x 498 mm	GEN10-330	
	0~500	5000	•	•	◦	◦	◦	19" x 2U x 518 mm	GEN10-500	
0~15	0~220	3300	•	•	◦	◦	◦	19" x 2U x 498 mm	GEN15-220	
0~16	0~310	4960	•	•	◦	◦	◦	19" x 2U x 498 mm	GEN16-310	
0~20	0~165	3300	•	•	◦	◦	◦	◦	19" x 2U x 498 mm	GEN20-165
	0~250	5000	•	•	◦	◦	◦	◦	19" x 2U x 518 mm	GEN20-250
0~30	0~110	3300	•	•	◦	◦	◦	◦	19" x 2U x 498 mm	GEN30-110
	0~170	5100	•	•	◦	◦	◦	◦	19" x 2U x 518 mm	GEN30-170
0~40	0~85	3400	•	•	◦	◦	◦	◦	19" x 2U x 498 mm	GEN40-85
	0~125	5000	•	•	◦	◦	◦	◦	19" x 2U x 518 mm	GEN40-125
0~60	0~55	3300	•	•	◦	◦	◦	◦	19" x 2U x 518 mm	GEN60-55
	0~85	5100	•	•	◦	◦	◦	◦	19" x 2U x 518 mm	GEN60-85
0~80	0~42	3360	•	•	◦	◦	◦	◦	19" x 2U x 518 mm	GEN80-42
	0~65	5200	•	•	◦	◦	◦	◦	19" x 2U x 518 mm	GEN80-65
0~100	0~33	3300	•	•	◦	◦	◦	◦	19" x 2U x 518 mm	GEN100-33
	0~50	5000	•	•	◦	◦	◦	◦	19" x 2U x 518 mm	GEN100-50
0~150	0~22	3300	•	•	◦	◦	◦	◦	19" x 2U x 518 mm	GEN150-22
	0~34	5100	•	•	◦	◦	◦	◦	19" x 2U x 518 mm	GEN150-34

Output Voltage [Vdc]	Output Current [A]	Output Power [W]	Interface						Dimensions	Model
			RS-232/ RS-485	Analogue	LAN	IEEE	Isolated analogue	FAST SPEED		
0~200	0~16.5	3300	•	•	◦	◦	◦	19" x 2U x 518 mm	GEN200-16.5	
	0~25	5000	•	•	◦	◦	◦	19" x 2U x 518 mm	GEN200-25	
0~300	0~11	3300	•	•	◦	◦	◦	19" x 2U x 518 mm	GEN300-11	
	0~17	5100	•	•	◦	◦	◦	19" x 2U x 518 mm	GEN300-17	
0~400	0~13	5200	•	•	◦	◦	◦	19" x 2U x 518 mm	GEN400-13	
0~500	0~10	5000	•	•	◦	◦	◦	19" x 2U x 518 mm	GEN500-10	
0~600	0~5.5	3300	•	•	◦	◦	◦	19" x 2U x 518 mm	GEN600-5.5	
	0~8.5	5100	•	•	◦	◦	◦	19" x 2U x 518 mm	GEN600-8.5	

Interfaces: • = Standard, ◦ = Optional

Warranty: 5 years.

Optional for all models: USB external solution.

Dimensions including bus bar enclosure.



Product-Code

GEN 3.3kW 2U

GEN - 8 - 400 - - - F

Series Name	Output Voltage (0~8V)	Output Current (0~400A)	Interface Options	AC Input Options	Fast Speed Option
-------------	-----------------------	-------------------------	-------------------	------------------	-------------------

GEN 5kW 2U

GEN - 10 - 500 - - - F

Series Name	Output Voltage (0~10V)	Output Current (0~500A)	Interface Options	AC Input Options	Fast Speed Option
-------------	------------------------	-------------------------	-------------------	------------------	-------------------

Interface Options (Factory installed)

RS-232/RS-485 Interface, analogue Interface (non-isolated)

P/N:

-

Interface Options (Optional)

LAN Interface (Complies with **LXI** class C)

P/N:

LAN

IEEE 488.2 (GPIB) Interface

IEEE

0-5V/10V: analogue Interface (isolated)

IS510

4-20mA: analogue Interface (isolated)

IS420

AC Input Options

Single Phase 230Vac *3.3kW only*

P/N:

1P230

Three Phase 208Vac

3P208

Three Phase 400Vac

3P400

Option


Fast Speed

P/N:

F

I-SINK – electronic power sink

Flexible, intelligent, reliable



I-SINK – 2 Quadrant-Extension to Genesys™ and GENESYS™ Series

TDK-Lambda's electronic power sink offers a flexible solution for various applications. The modular load concept enables the required power handling to be firmware configured to match the customer's requirement.

- **Modular load concept**

TDK-Lambda's electronic power sink can be fitted with up to 8 load modules. This allows a flexible choice of continuous power rating from 200W to 1.5kW, with a maximum peak power rating of up to 11.2kW for more than one or few seconds (depends on power).

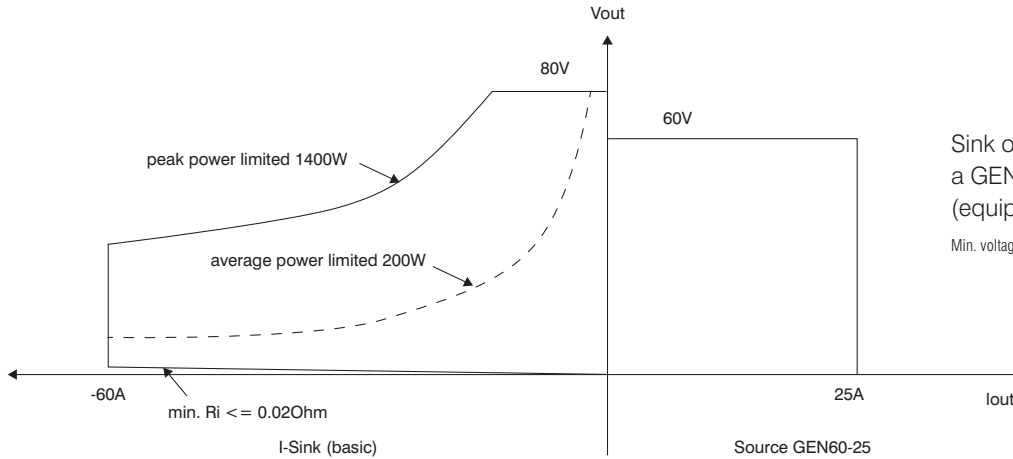
- **Customised solution, rapid delivery**

The I-SINK is optimised to meet specific customer needs. The modular design shortens development time and offers the advantage of utilisation of proven technology for a customised solution.

- **Designed for flexible applications and optimised for TDK-Lambda Genesys™ and GENESYS™ Series**

Application examples

- 2-Quadrant-Extension
 - Battery test (charging and discharging options) and battery simulation
 - High performance load (each with power limit)
 - Constant current
 - Constant voltage (Power-Zener)
 - Constant resistance
-



Sink operating mode diagram with a GEN60-25 power supply unit (equipped with one load module)

Min. voltage at max. current <0.15V

Model	Performance per power block
Basic function	2 nd quadrant extension
Peak power / Continuous operation	1.4kW/200W
Max. voltage / max. current	80V/60A
Min. voltage at max. current	<0.15V
Control interface	analogue 0-5V/0-10V
Operating temperature	0-30°C (without derating)

Profile/height	Max. number of models	Continuous operation	Peak power	Interface
2U	4	200-800W	1.4-5.6kW	USB/LAN/RS-232/RS-485/RS-422/CAN**
4U	8	1-1.5kW	7-11.2kW	USB/LAN/RS-232/RS-485/RS-422/CAN**

** could be combined with an additional interface



TDK-Lambda France SAS
 Tel. +33 1 60 12 71 65
france@fr.tdk-lambda.com
www.emea.lambda.tdk.com/fr



Italy Sales Office
 Tel. +39 02 61 29 38 63
info.italia@it.tdk-lambda.com
www.emea.lambda.tdk.com/it



Nordic Sales Office
 Tel. +45 8853 8086
info@dk.tdk-lambda.com
www.emea.lambda.tdk.com/dk



TDK-Lambda Germany GmbH
 Tel. +49 7841 666 0
info@de.tdk-lambda.com
www.emea.lambda.tdk.com/de



Netherlands
info@nl.tdk-lambda.com
www.emea.lambda.tdk.com/nl



Austria Sales Office
 Tel. +43 2256 655 84
info@at.tdk-lambda.com
www.emea.lambda.tdk.com/at



C.I.S. Commercial Support:
 Tel. +7 495 665 2627
Technical Support:
 Tel. +7 812 658-04 63
info@tdk-lambda.ru
www.emea.lambda.tdk.com/ru



Switzerland Sales Office
 Tel. +41 44 850 53 53
info@ch.tdk-lambda.com
www.emea.lambda.tdk.com/ch



TDK-Lambda Ltd.
 Tel. +9 723 902 4333
info@tdk-lambda.co.il
www.emea.lambda.tdk.com/il



TDK-Lambda UK Ltd.
 Tel. +44 12 71 85 66 66
powersolutions@uk.tdk-lambda.com
www.emea.lambda.tdk.com/uk

Local Distribution

hivolt.de GmbH & Co. KG
 Oehleckerring 40
 D-22419 Hamburg • Germany
 Tel: +49 40 537122-0
 Fax: +49 40 537122-99
info@hivolt.de • www.hivolt.de